



WESTPAC NEW ZEALAND STAFF SUPERANNUATION SCHEME

GROWTH FUND

FUND UPDATE

for the Scheme year ended 30 June 2018

This fund update was first made publicly available on 28 September 2018.

What is the purpose of this update?

This document tells you how the Growth Fund (Fund) has performed and what fees were charged. This document will help you to compare the Fund with other funds. Westpac New Zealand Staff Superannuation Scheme Trustee Limited, the Scheme's trustee, prepared this update in accordance with the Financial Markets Conduct Act 2013. This information is not audited and may be updated.

Description of this fund

The Fund invests in assets with a high risk of negative returns over short periods and with significant fluctuations in returns over the short term. It is likely to have a higher overall return over the long term. The investment return objective aims to maximise investment returns over the long term.

Total value of the Fund	\$133,301,118
Number of investors in the Fund	2,365
The date the Fund started	1 October 1996

What are the risks of investing?

Risk indicator for the Fund



The risk indicator is rated from 1 (low) to 7 (high). The rating reflects how much the value of the Fund's assets goes up and down. A higher risk generally means higher potential returns over time, but more ups and downs along the way.

To help you clarify your own attitude to risk, you can seek financial advice or work out your risk profile at www.sorted.org.nz/tools/investor-kickstarter.

Note that even the lowest category does not mean a risk-free investment, and there are other risks that are not captured by this rating.

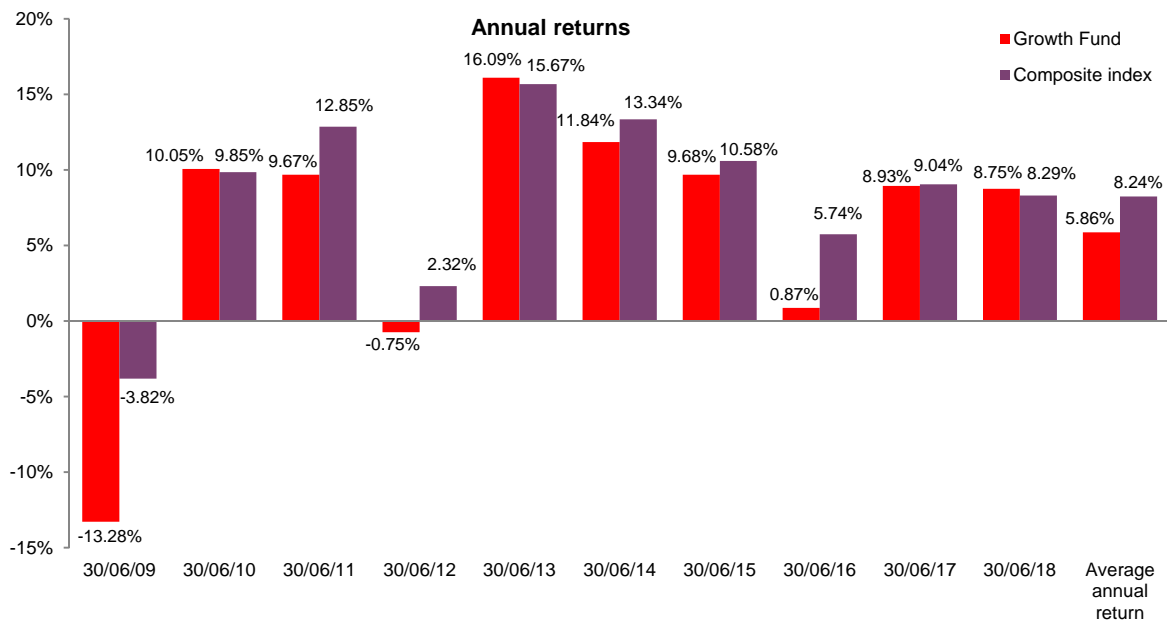
This risk indicator is not a guarantee of a fund's future performance. The risk indicator is based on the returns data for the five-year period to 30 June 2018. While risk indicators are usually relatively stable, they do shift from time to time. The risk indicator will continue to be updated in future fund updates.

See the Scheme's product disclosure statement for more information about the risks associated with investing in the Fund.

How has the fund performed?

	Average over past 5 years	Past year
Annual return (after deductions for charges and tax)	7.95%	8.75%
Annual return (after deductions for charges but before tax)	9.17%	9.09%
Composite of market index annual return (reflects no deduction for charges and tax) and peer group index annual return (after deductions for charges but before tax)	9.37%	8.29%

The market index return is the strategic asset allocation weighted benchmark index return, where the benchmark indices are defined in the Scheme's statement of investment policy and objectives. Imputation credits are included in the market index. See Note 1 on page 5 for additional information about the composite index.



This shows the return after fund charges and tax for each of the last 10 years ending 30 June. The last bar shows the average annual return for the last 10 years, up to 30 June 2018.

Important: This does not tell you how the Fund will perform in the future.

What fees are investors charged?

Investors in the Fund are charged fund charges. In the year to 30 June 2018, these were:

	Percentage of net asset value
Total fund charges	0.69%
Which are made up of:	
Total management and administration charges	0.69%
Including –	
Manager’s basic fee	0.69%
Other management and administration charges	0.00%
Total performance-based fees	0.00%
Other charges	Dollar amount per investor or description of how charge is calculated
	n/a

There are no performance fees for any of the funds in the Scheme.

Investors may also be charged individual action fees for specific actions or decisions (for example, fees relating to a withdrawal to support a home purchase). See the Scheme’s product disclosure statement for more information about these fees.

All fees are exclusive of GST (if any).

Example of how this applies to an investor

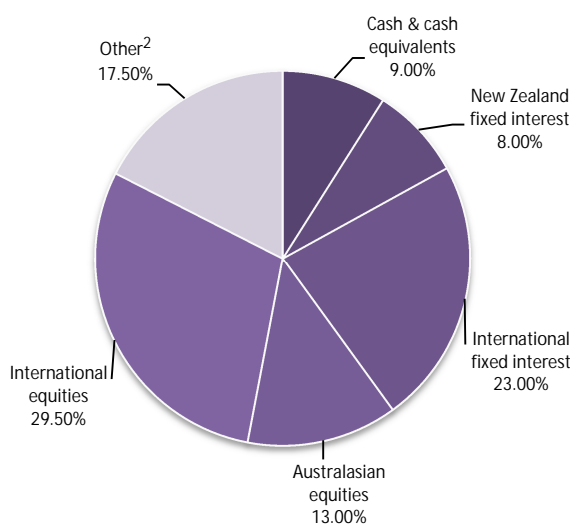
Small differences in fees and charges can have a big impact on your investment over the long term.

Mary had \$10,000 in the Fund at the start of the year and did not make any further contributions. At the end of the year, Mary received a return after fund charges were deducted of \$875 (that is 8.75% of her initial \$10,000). Mary also paid \$0.00 in other charges. This gives Mary a total return after tax of \$875 for the year.

What does the fund invest in?

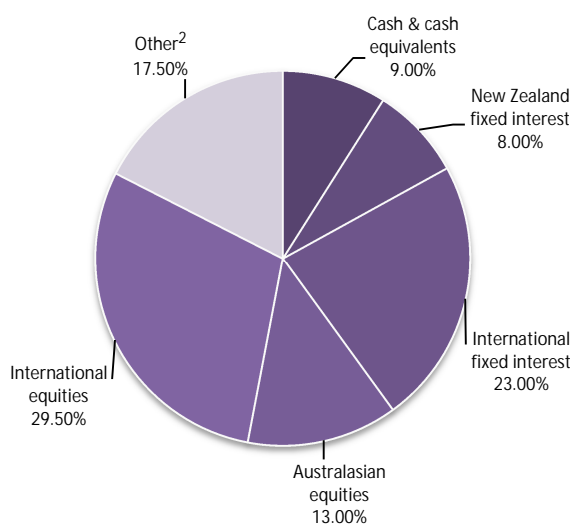
Actual investment mix

This shows the types of assets the Fund invests in.



Target investment mix

This shows the mix of assets the Fund generally intends to invest in.



Top 10 investments

Asset name	% of Fund net assets	Type	Country	Credit rating
K2 Alternative Strategies NZ Portfolio	4.38%	Other ³	Cayman Islands	
First State Listed Infrastructure Fund	2.39%	Other ⁴	New Zealand	
BlackRock Style Advantage Fund	2.27%	Other ³	Luxembourg	
Goldman Sachs Alt Risk Premia Portfolio	2.10%	Other ⁴	Luxembourg	
AMP Capital Emerging Markets Shares Fund	1.48%	International equities	New Zealand	
A2 Milk Company Ltd	1.17%	Australasian equities	New Zealand	
US 10Y T-Note (CBT) Sep 18	1.05%	International fixed interest	United States	
Eurodollar (CME) Mar 19	0.86%	International fixed interest	United States	
Contact Energy Ltd	0.83%	Australasian equities	New Zealand	
Spark New Zealand Ltd	0.82%	Australasian equities	New Zealand	

The total value of the above individual assets is 17.34% of the net asset value of the Fund.

Currency hedging

At 30 June 2018, the level of currency hedging for international equities was 35.0%. The level is managed between 35% and 65% and may change over time.

Key personnel

Name	Current position	Time in current position	Previous or other current position	Time in previous or other current position
Anna Boyle	Senior Research Analyst, BT Funds Management (NZ) Ltd	8 years and 4 months	Investor Communications, Westpac New Zealand Ltd	1 year and 6 months
Matthew Conacher ⁵	Investment Consultant, Willis Towers Watson	6 years and 3 months	Ratings Specialist, S&P. Investment Analyst, ThreeSixty Research	4 years and 6 months
Matthew Goldsack	Head of Investment Solutions, BT Funds Management (NZ) Ltd	9 years and 6 months	Head of Research, AXA Global Investors	7 years and 10 months
Bruce Kerr	Chairman, Westpac New Zealand Staff Superannuation Scheme Trustee Ltd	2 years and 2 months	Chairman of Trustees, Westpac New Zealand Staff Superannuation Scheme	16 years and 5 months
Lidia Medojevic	Investment Consultant, Willis Towers Watson	4 years and 5 months	Financial Institutions Underwriter, Financial Lines	3 Years

Further information

You can also obtain this information, the product disclosure statement for the Scheme and some additional information from the offers register at disclose-register.companiesoffice.govt.nz.

The Scheme's statement of investment policy and objectives is available from the schemes register at disclose-register.companiesoffice.govt.nz.

Notes

1. The annual return on the composite index (including relevant market indices and peer group index) has been used in the following ways, because there is no appropriate market index for the Fund as a whole:

- o What are the risks of investing?: To calculate and fill in the risk indicator; and
- o How has the fund performed?: In the table relating to how the Fund has performed and in the bar graph.

A composite index may be a less reliable indicator of performance than an appropriate market index. The risk indicator may provide a less reliable indicator of the potential future volatility of the Fund because a composite index has been used. The composite index has been used for the period from 1 July 2017. The Composite of market index annual return reflected in the table and the bar graph (reflects no deduction for charges and tax) and peer group index annual return (is after deductions for charges but before tax).

Additional information about the peer group index and market index is available on the offer register at disclose-register.companiesoffice.govt.nz.

2. May include listed infrastructure assets and hedge funds.
3. Represents investments in hedge funds.
4. Primarily comprised of listed infrastructure assets.
5. Matthew Conacher has not been named in a previous fund update for the Fund.